




*UNMATCHED PRECISION.
PROVEN PERFORMANCE.*



930 SERIES

CREEP FEED GRINDERS

OVER 50 YEARS OF PROVIDING



WORLD CLASS SOLUTIONS

930 Series



Solving the most challenging grinding problems

The Campbell 930 Series is a robust 5-axis vertical creep feed grinder built for precision and performance. Combining the proven Model 1000 traveling column design with a versatile 5-axis layout, the 930 delivers exceptional rigidity and control for complex components like turbine vanes, shrouds, and panels.


Highest Quality Parts




Lowest Overall
Cost Per Part



Fully Customizable






FEATURES


Standard Features

The Campbell 930 ensures years of reliable performance by utilizing industry leading components, Campbell engineered bases and slides and table bearings.




OPTIONAL

FEATURES



930 Series



Optional Items

- Disk dresser
- Roll form dresser
- Wheel balance system
- Part probing
- Spindle power up to 100 HP
- and various RPM options

Enhanced Capabilities

Increase flexibility for complex part geometries with our optional parts.

“High Precision
Grinding Machine
innovation since 1969.”



- Tool probing
- Milling and drilling
- Gap eliminator
- Tool and nozzle changer
- Spindle mounted dresser with optional dress roll changer
- Mist collector
- Coolant through the tool
- Fire suppression system (for oil coolant)
- High-speed C-axis (rotary table)

INDUSTRY LEADING

SPECIFICATIONS

930 Series

930 Series


X Axis: Accuracy: 5 Microns (0.0002")

Y Axis Accuracy: 5 Microns (0.0002")

Z Axis Accuracy: 5 Microns (0.0002")

C Axis (Table Spindle) Accuracy: 10 arc seconds

B Axis Spindle Swivel Accuracy: 10 arc seconds




Version	930 E250	930 E500	930 E750	930 E1000
Control	Up to 5 axis simultaneous contouring - Fanuc 31i			
Table Size	250 mm	500 mm	750 mm	1000 mm
Part Height	250 mm	500 mm	750 mm	750 mm
Axes	X, Y, Z, B, C	X, Y, Z, B, C	X, Y, Z, B, C	X, Y, Z, B, C
Spindle	up to 60 HP	up to 60 HP	up to 60 HP	up to 100 HP

OUR PROCESSES & UNPARALLED

CUSTOMER SERVICE


Our Elite Service Team

Our elite service team provides a lifetime of precision, trust, and support — from installation through rebuilds.



- **Health Inspections**
- **Preventative Maintenance**
- **Service Contracts**
- **Extended Warranty**
- **Spare Parts Package**
- **Machine Retrofits
& Rebuilds**

ORDERING INQUIRY



CONTACT US

930 Series



ORDERING

INFORMATION



CALL US

+1 231- 798-6464



EMAIL US

WWW.CAMPBELLGRINDER.COM



LOCATED AT

1226 E. PONTALUNA RD. SPRING LAKE, MI 49456