



*UNMATCHED PRECISION.
PROVEN PERFORMANCE.*



800 SERIES


CREEP FEED GRINDERS

+1 231-798-6464

1226 E. Pontaluna Rd. Spring Lake, MI 49456

www.campbellgrinder.com

OVER 50 YEARS OF PROVIDING



WORLD CLASS SOLUTIONS

800 Series



Solving the most challenging grinding problems

The Model 800 creep feed grinder's configuration is optimized for creep-feed grinding processes that require three linear axes. Specifically, it is a traveling column design with a Y axis ram traveling on the Z axis, and a stationary work-piece. This configuration allows for a small machine footprint while allowing all three structural guideway rail mating components to have a large closed-box cross section, maximizing grinding stiffness and geometric accuracy. This configuration allows for easy implementation of common creep feed grinder options such as continuous dress creep-feed (CDCF) grinding and indexing table part loading.


Highest Quality Parts




Lowest Overall
Cost Per Part



Fully Customizable





FEATURES


Standard Features

The Campbell 800 ensures years of reliable performance by utilizing industry leading components, Campbell engineered bases and slides and table bearings.




OPTIONAL

FEATURES



800 Series



Enhanced Capabilities

Increase flexibility for complex part geometries with our optional parts.

“*High Precision
Grinding Machine
innovation since 1969.*”



Optional Items

- Disk dresser
- Roll form dresser
- Wheel balance system
- Part probing
- Tool probing
- Milling and drilling
- Gap eliminator
- Spindle power up to 100 HP and various RPM options
- Tool and nozzle changer
- Mist collector
- Fire suppression system (for oil coolant)
- Coolant through the tool

INDUSTRY LEADING

SPECIFICATIONS


800 Series

800 Series

X Axis Accuracy: 5 Microns (0.0002")

Y Axis Accuracy: 5 Microns (0.0002")

Z Axis Accuracy: 5 Microns (0.0002")




Version	800 A400	800 A600	800 A750	800 A1000
Table Size	400 x 300 mm	600 x 350 mm	750 x 450 mm	1000 x 600 mm
Part Height	400 mm	500 mm	500 mm	500 mm
Axes	X, Y, Z	X, Y, Z	X, Y, Z	X, Y, Z
Spindle	0 - 3600 RPM	0 - 3600 RPM	0 - 5000 RPM	0 - 5000 RPM

OUR PROCESSES & UNPARALLED

CUSTOMER SERVICE


Our Elite Service Team

Our customer care is unmatched — a lifetime partnership built on precision, trust, and unwavering support for the entire life of your machine.



- **Health Inspections**
- **Preventative Maintenance**
- **Service Contracts**
- **Extended Warranty**
- **Spare Parts Package**
- **Machine Retrofits
& Rebuilds**

ORDERING INQUIRY



CONTACT US

800 Series



ORDERING

INFORMATION



CALL US

+1 231- 798-6464



EMAIL US

WWW.CAMPBELLGRINDER.COM



LOCATED AT

1226 E. PONTALUNA RD. SPRING LAKE, MI 49456