



750 SERIES

VERTICAL GRINDING REDEFINED

OVER 50 YEARS OF PROVIDING

WORLD CLASS SOLUTIONS

750 Series



Solving the most challenging grinding problems

We build Model 750 vertical grinding machines specifically to grind cylindrical parts. This proven design has been successful in the bearing, aerospace, and power generation industries. The 750 ID/OD Cylindrical grinder is a highly rigid platform configured to machine a part with its axis vertical, which eliminates the need for a steadyrest or tailstock, enhancing accuracy and repeatability.

Highest Quality Parts



Lowest Overall
Cost Per Part



Fully Customizable




CUTTING EDGE FEATURES

Standard Features

The Campbell 750 ensures years of reliable performance by utilizing industry leading components, Campbell engineered bases and slides and table bearings.

750 Series



OPTIONAL FEATURES

750 Series



Optional Enhancements

- B-axis (spindle swivel)
- Disk dresser
- Roll form dresser
- CNC radius dresser for bearing grinding
- CDCF dresser
- Magnetic chuck
- Hydrostatic table bearing
- Wireless part probe
- Tool Probe


Enhanced Capabilities

Increase flexibility for complex part geometries with our optional parts.

- Coolant systems
- Laser part measuring
- Multiple grinding spindles on the same head
- Tool and nozzle changer
- Wheel load assist
- Deburring spindle
- Numerous spindle power & RPM combinations
- Mist collector
- Dust collector
- Fire suppression system for oil coolant
- High speed C-axis turning
- Automatic shoes
- C-axis contouring rotary work table
- Spindle indexer
- Chiller with spindle loop
- Standard gap eliminator
- Acoustic gap eliminator
- Air knife
- SEG Spindle (Spark Erosion)

INDUSTRY LEADING

SPECIFICATIONS



750 Series

Model 750 Series Dimensions
3632 mm Height: 143 inches
3050 mm Width: 120 inches
Depth: 115 inches

750 Series

143
INCHES




Table Diameter

1,000 mm (40.0")

Swing Diameter

1,100 mm (42.0")

Part Height

550 mm (21.5")

Axes

X,Z

Spindle

1,500 - 7,200 RPM*

Table Drive

150 RPM


*Other Spindle Options Available

OUR PROCESSES & UNPARALLELED

CUSTOMER SERVICE

Our Elite Service Team


Our customer care is unmatched — a lifetime partnership built on precision, trust, and unwavering support for the entire life of your machine.



- **Health Inspections**
- **Preventative Maintenance**
- **Service Contracts**
- **Extended Warranty**
- **Spare Parts Package**
- **Machine Retrofits
& Rebuilds**

DISCUSS YOUR APPLICATION

CONTACT US



750 Series



ORDERING

INFORMATION



CALL US

+1 231- 798-6464



EMAIL US

WWW.CAMPBELLGRINDER.COM



LOCATED AT

1226 E. PONTALUNA RD. SPRING LAKE, MI 49456