

Product Catalog Creep Feed Grinders

800 SERIES

CREEP FEED GRINDING MACHINES

The Model 800 creep feed grinder's configuration is optimized for creep-feed grinding processes that require three linear axes. Specifically, it is a traveling column design with a Y axis ram traveling on the Z axis, and a stationary work-piece. This configuration allows for a small machine footprint while allowing all three structural guideway rail mating components to have a large closed-box cross section, maximizing grinding stiffness and geometric accuracy. This configuration allows for easy implementation of common creep feed grinder options such as continuous-dress creep-feed (CDCF) grinding and indexing table part loading.





SPECIFICATIONS




Version	800 A400	800 A600	800 A800
Table Size	400 x 300 mm	600 x 400 mm	1000 x 600 mm
Part Height	400 mm	600 mm	600 mm
Axes	X, Y, Z	X, Y, Z	X, Y, Z
Spindle	0 - 3600 RPM	0 - 5000 RPM	0 - 5000 RPM

X Axis Accuracy: 5 Microns (0.0002")

Y Axis Accuracy: 5 Microns (0.0002")

Z Axis Accuracy: 5 Microns (0.0002")

FEATURES



STANDARD

Fanuc CNC Control
Precision Roller Ways – All Axes
Ability to Use Any Abrasive
Through-the-Table Hydraulics

Direct Motorized Liquid
Cooled Grinding Spindle
Direct Feedback – All Scales
Full Machine Enclosure

Traveling Column
Large Box Section Frame For
Extreme Stiffness And Superior
Machine Geometry

OPTIONS



Disk dresser
Roll form dresser
Wheel balance system
Part probing
Tool probing

Milling and drilling
Gap eliminator
Spindle power up to 100 HP
and various RPM options
Tool and nozzle changer

Mist collector
Fire suppression system (for oil
coolant)
Coolant through the tool

Product Catalog

Campbell Grinder Company



 **Campbell**

1226 E Pontaluna Rd
Spring Lake, MI 49456
(231) 798-6464
CampbellGrinder.com
cgc.sales@campbellgrinder.com